

STACK PACK SL68 SERIES VENT/FLUE DAMPER

For Gas Fired Boilers, Furnaces and Water Heaters
Requiring a Vent Safety System.

An automatic, motorized stack damper that increases the efficiency of heating systems by reducing standby losses from the heating apparatus and the conditioned air space. A.G.A. certified to ANSI Z21-66 as a vent damper and Z21.10.1 and Z21.10.3 as a flue damper.

BENEFITS & SPECIAL FEATURES

- Includes built in capillary tube blocked vent safety system, which detects and protects against exhaust gas spillage.
- Tight closing damper vane (with provision for standing pilot) for maximum energy savings, resulting in unsurpassed D_o factors.
- Lightweight aluminum housing. Support straps not needed.
- Precision casting prevents interference between vane and flue pipe.
- Lower friction, universal round rod design for greater durability.
- Easy to service: replaceable actuator.
- 24 VAC, adaptable to millivolt and 120 VAC systems.
- Patented dual interlock positively prevents burner operation when vane is in other than fully open position.
- Safe, low voltage control circuit, compatible with standing pilot or intermittent ignition devices.
- Damper will always fail in the safe, open position on loss of power and will allow continued normal burner operation.
- Will start to close only when the burner is proven off.
- Heavy duty, low temperature motor with integral clutch and lost motion feature to ensure longer life.
- Direct driven end switch for positive burner control.
- Quick connect receptacle for easy, safe and reliable attachment to optional FLAIR harness.
- 725° Fahrenheit flue damper rating.
- Pre-drilled for included mounting screws.



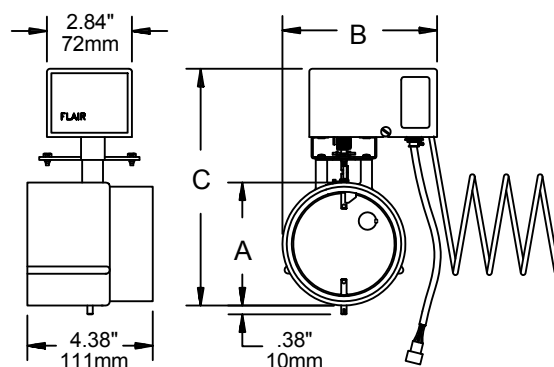
SL68 SERIES



Covered by patent nos. 4,039,123 and 4,404,613

DIMENSIONS

VENT SIZE	A		B		C	
3"	3.29"	84mm	5.70"	146mm	8.25"	211mm
4"	4.29"	109mm	6.20"	158mm	9.25"	235mm
5"	5.29"	134mm	6.70"	170mm	10.25"	260mm
6"	6.29"	160mm	7.20"	183mm	11.25"	286mm
7"	7.29"	185mm	7.70"	196mm	12.25"	311mm
8"	8.29"	211mm	8.20"	208mm	13.25"	337mm
9"	9.29"	236mm	8.70"	221mm	14.25"	362mm
10"	10.29"	261mm	9.20"	234mm	15.25"	387mm
12"	12.29"	312mm	10.20"	259mm	17.25"	438mm



ELECTRICAL

POWER REQUIREMENTS 24 VAC, 50/60 Hz.
 MINIMUM WIRING REQUIREMENTS 18 gauge 90° C.
 THERMOSTAT ANTICIPATION 0.1 amp. + gas valve current.
 DAMPER MOTOR

Power draw requirements 6 watts at 24 VAC when closed or closing.
 Torque (running) 20 in./oz. (.1412N/M) minimum at 20.4 volts.
 Timing closes in 8 seconds (0.1333 minutes)
 Time delay begins closing immediately upon signal to close.
 Characteristics power close, spring open.
 Type synchronous, hysteresis.

SWITCHING 2 precision snap acting micro switches, 5 amps resistive at 125/250 VAC.
 P.C. BOARD 2 oz./ft.² one side copper, flame retardant.

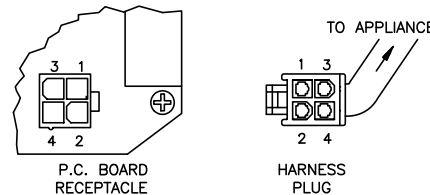
SPECIFICATIONS

PART NO.*	VENT SIZE	SHIPPING WT. (lbs.)	Electronic Ignition		Standing Pilot			
			FREE AREA	D ₀ FACTOR (NO KNOCKOUT)	KNOCKOUT DIAMETER	KNOCKOUT AREA	FREE AREA	D ₀ FACTOR (KNOCKOUT)
SL680003	3"	2.7	0.0003	0	0.798	0.5001	0.5004	.0720
SL680004	4"	2.9	.0003	.0000	0.798	0.5001	0.5004	.0650
SL680005	5"	3.2	.0003	.0000	0.798	0.5001	0.5004	.0400
SL680006	6"	3.5	.0003	.0000	0.798	0.5001	0.5004	.0271
SL680007	7"	3.8	.0003	.0000	0.798	0.5001	0.5004	.0196
SL680008	8"	4.1	.0003	.0000	0.798	0.5001	0.5004	.0148
SL680009	9"	4.4	.0003	.0000	0.798	0.5001	0.5004	.0116
SL680010	10"	4.7	.0003	.0000	2 X 0.798	1.0002	1.0005	.0188
SL680012	12"	5.2	.0003	.0000	2 X 0.798	1.0002	1.0005	.0129

AVAILABLE PLUG-IN WIRING HARNESS

SL68 Dampers incorporate a receptacle for quick, easy and trouble free connection to the wiring harness. AH18 Series harnesses contain an industry standard plug on the appliance end. Other series are available to conform to the appliance manufacturer's special requirements. Custom lengths are available by special order. See harness specification sheets or consult FLAIR for details.

RECEPTACLE/PLUG WIRING DIAGRAM



PART NO.	DESCRIPTION
AH184204	Adapter is to be used when receptacle equipped Stack Packs are to be wired to non-plug-in harnesses. Consists of damper connector, 4" leads and wire nuts.
AH189048	Plug on Damper end. Industry standard plug on appliance end. Plastic cable - 48" length.
AH189096	Plug on Damper end. Industry standard plug on appliance end. Plastic cable - 96" length.
AH189148	Plug on Damper end. Industry standard plug on appliance end. BX cable - 48" length.
AH189196	Plug on Damper end. Industry standard plug on appliance end. BX cable - 96" length.

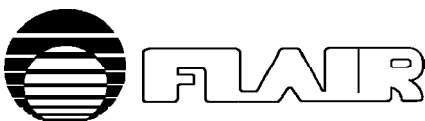
WIRE	DESCRIPTION OF OPERATION
1	24 VAC input
2	24 VAC input
3	To gas valve
4	To thermostat or controller

REPLACEMENT PARTS & ACCESSORIES

PART NO.	DESCRIPTION
RP548000	Replacement actuator.
RP100000	Actuator cover.
RP103010	Vane knockout plug.
AS000405	Vent safety switch (spot sensor).
AS000406	Vent safety switch (capillary sensor).

* To include a bx cable harness with industry plug on appliance end, substitute the numbers "48" or "96" for the first "00" of the damper part number.

Flair pursues a policy of constant improvement. For this reason, all specifications are subject to change without notice.



FLAIR INTERNATIONAL CORPORATION

600 Old Willets Path • Hauppauge, New York 11788 • Tel: (516) 234-3600 • Fax: (516) 234-3610