


## STACK PACK SL75 SERIES FLUE DAMPER

For Commercial Water Heaters.



**SL75 SERIES**



Covered by patent nos. 4,039,123 and 4,404,613

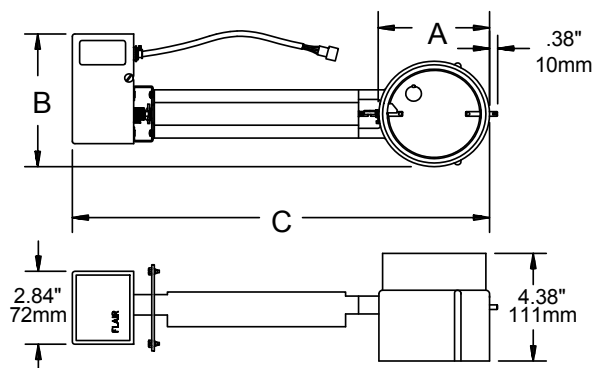


### BENEFITS & SPECIAL FEATURES

- Includes extension bracket for use on appliances with high surface temperatures or special clearance requirements.
- Tight closing damper vane (with provision for standing pilot) for maximum energy savings, resulting in unsurpassed  $D_o$  factors.
- Lightweight aluminum precision casting prevents interference between vane and flue pipe.
- Lower friction, universal round rod design for greater durability.
- Easy to service: actuator can be replaced on the job.
- 24 VAC, adaptable to millivolt and 120 VAC systems.
- Patented dual interlock positively prevents burner operation with vane in other than fully open position.
- Safe, low voltage control circuit, compatible with standing pilot or intermittent ignition devices.
- Damper will always fail in the safe, open position on loss of power and will allow continued normal burner operation.
- Will start to close only when the burner is proven off.
- Heavy duty, low temperature motor with integral clutch and lost motion feature to ensure longer life.
- Direct driven end switch for positive burner control.
- Quick connect receptacle for easy, safe and reliable attachment to optional FLAIR harness.
- 725° Fahrenheit flue damper rating.
- Flow direction and vane position indicators.
- Pre-drilled for included mounting screws.

### DIMENSIONS

VENT SIZE	A		B		C	
3"	3.29"	84mm	5.70"	145mm	19.55"	500mm
4"	4.29"	109mm	6.20"	158mm	20.55"	522mm
5"	5.29"	134mm	6.70"	170mm	21.55"	547mm
6"	6.29"	160mm	7.20"	183mm	22.55"	573mm
7"	7.29"	185mm	7.70"	196mm	23.55"	598mm
8"	8.29"	211mm	8.20"	208mm	24.55"	624mm
9"	9.29"	236mm	8.70"	221mm	25.55"	649mm
10"	10.29"	261mm	9.20"	234mm	26.55"	674mm
12"	12.29"	312mm	10.20"	259mm	28.55"	725mm



## ELECTRICAL

POWER REQUIREMENTS ..... 24 VAC, 50/60 Hz.

MINIMUM WIRING REQUIREMENTS ..... 18 gauge 90° C.

THERMOSTAT ANTICIPATION ..... 0.1 amp. + gas valve current.

### DAMPER MOTOR

Power draw requirements ..... 6 watts at 24 VAC when closed or closing.

Torque (running) ..... 20 in./oz. (.1412N/M) minimum at 20.4 volts.

Timing ..... closes in 8 seconds (0.1333 minutes)

Time delay ..... begins closing immediately upon signal to close.

Characteristics ..... power close, spring open.

Type ..... synchronous, hysteresis.

SWITCHING ..... 2 precision snap acting micro switches, 5 amps resistive at 125/250 VAC.

P.C. BOARD ..... 2 oz./ft.<sup>2</sup> one side copper, flame retardant.

## SPECIFICATIONS

PART NO.*	VENT SIZE	SHIPPING WT. (lbs.)	Electronic Ignition		Standing Pilot			
			FREE AREA	D. FACTOR (NO KNOCKOUT)	KNOCKOUT DIAMETER	KNOCKOUT AREA	FREE AREA	D. FACTOR (KNOCKOUT)
SL750003	3"	2.7	0.0003	0	0.798	0.5001	0.5004	0.072
SL750004	4"	2.9	.0003	.0000	0.798	0.5001	0.5004	.0650
SL750005	5"	3.2	.0003	.0000	0.798	0.5001	0.5004	.0400
SL750006	6"	3.5	.0003	.0000	0.798	0.5001	0.5004	.0271
SL750007	7"	3.8	.0003	.0000	0.798	0.5001	0.5004	.0196
SL750008	8"	4.1	.0003	.0000	0.798	0.5001	0.5004	.0148
SL750009	9"	4.4	.0003	.0000	0.798	0.5001	0.5004	.0116
SL750010	10"	4.7	.0003	.0000	2 X 0.798	1.0002	1.0005	.0188
SL750012	12"	5.2	.0003	.0000	2 X 0.798	1.0002	1.0005	.0129

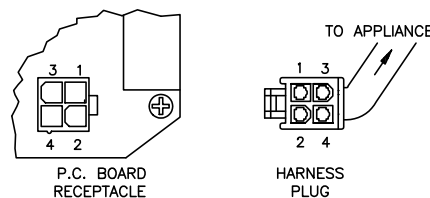
## AVAILABLE PLUG-IN WIRING HARNESS

SL75 Dampers incorporate a receptacle for quick, easy and trouble free connection to the wiring harness. AH18 Series harnesses contain an industry standard plug on the appliance end. Other series are available to conform to the appliance manufacturer's special requirements. Custom lengths are available by special order. See harness specification sheets or consult FLAIR for details.

PART NO.	DESCRIPTION
AH184204	Adapter is to be used when receptacle equipped Stack Packs are to be wired to non-plug-in harnesses. Consists of damper connector, 4" leads and wire nuts.
AH189048	Plug on Damper end. Industry standard plug on appliance end. Plastic cable - 48" length.
AH189096	Plug on Damper end. Industry standard plug on appliance end. Plastic cable - 96" length.
AH189148	Plug on Damper end. Industry standard plug on appliance end. BX cable - 48" length.
AH189196	Plug on Damper end. Industry standard plug on appliance end. BX cable - 96" length.

\* To include abx cable harness with industry plug on appliance end, substitute the numbers "48" or "96" in place of the first "00" of the damper part number.

## RECEPTACLE/PLUG WIRING DIAGRAM

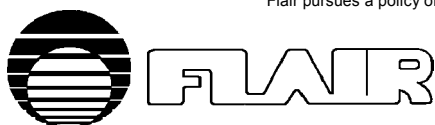


WIRE	DESCRIPTION OF OPERATION
1	24 VAC input
2	24 VAC input
3	To gas valve
4	To thermostat or controller

## REPLACEMENT PARTS & ACCESSORIES

PART NO.	DESCRIPTION
RP545000	Replacement actuator.
RP100000	Actuator cover.
RP103010	Vane knockout plug.
AS000405	Vent safety switch (spot sensor).
AS000406	Vent safety switch (capillary sensor).

Flair pursues a policy of constant improvement. For this reason, all specifications are subject to change without notice.



FLAIR INTERNATIONAL CORPORATION

600 Old Willets Path • Hauppauge, New York 11788 • Tel: (516) 234-3600 • Fax: (516) 234-3610